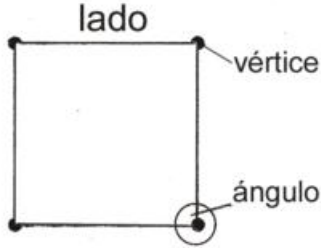
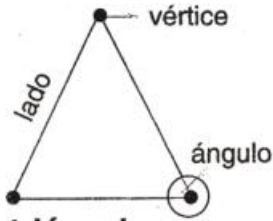


RECONOZCO FIGURAS GEOMÉTRICAS

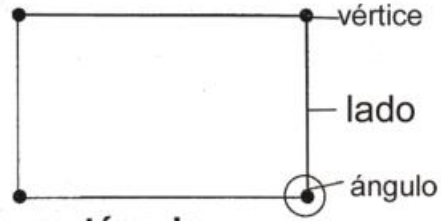
Las figuras geométricas se pueden clasificar según sus lados, vértices y ángulos.



cuadrado
4 lados iguales
4 vértices
4 ángulos rectos



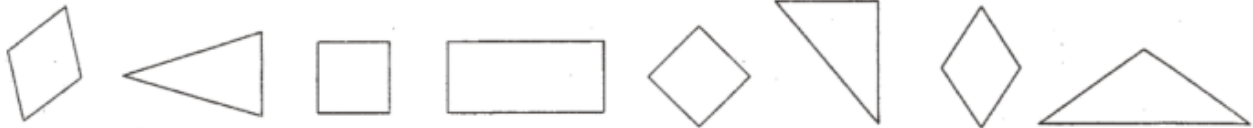
triángulo
3 lados
3 vértices
3 ángulos



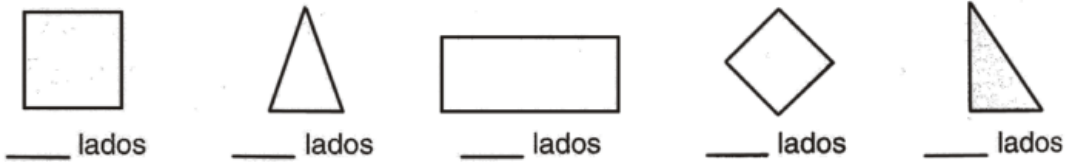
rectángulo
4 lados iguales
dos a dos
4 vértices
4 ángulos rectos

Mi trabajo en clase:

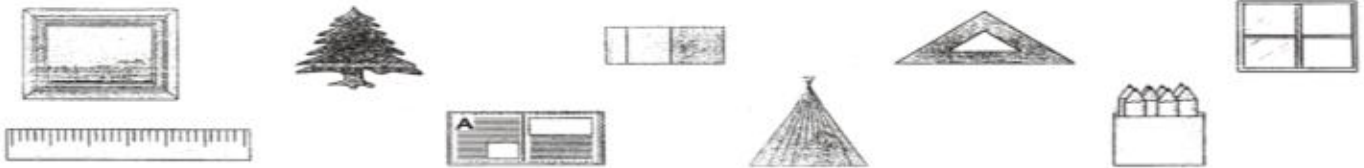
1. Colorea. Cuadrados rectángulos triángulos



2. Escribe el número de lados que se tiene cada figura.



3. Clasifica las siguientes figuras por su forma y dibújalas donde corresponda.

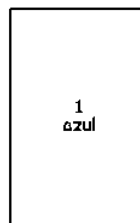

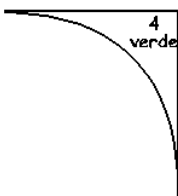
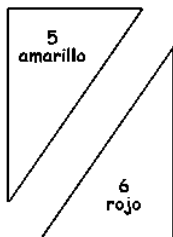
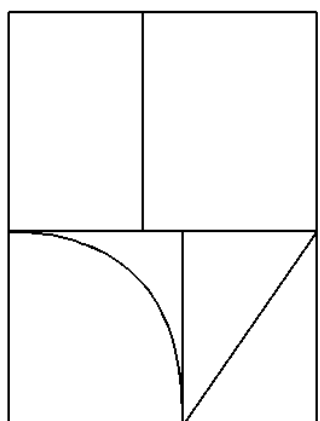


ACTIVIDAD

OBSERVA, PINTA y AGRUPA las siguientes figuras geométricas teniendo en cuenta la etiqueta.


The activity consists of a central workspace containing various geometric shapes. On the right side, there is a vertical list of shapes, each enclosed in a box with a wavy line extending from it, serving as a label. The shapes in the list are: a square, a square with a smaller square inside, a diamond, a diamond with a smaller diamond inside, a diamond, and a circle with a smaller circle inside. The goal is to identify and group the shapes in the central workspace based on these labels.

● **COLOREA** el rompecabezas de acuerdo al número de las piezas.



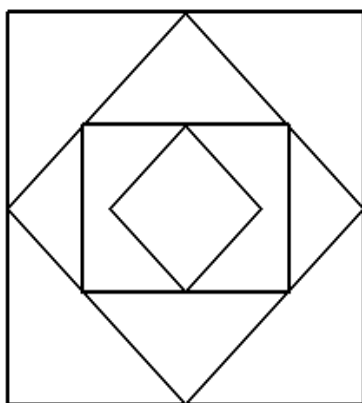
¿CUÁNTAS FIGURAS?

* Cuenta los ○, □, △, ▭ coloréalos y **COMPLETA**.



○	
□	
△	
▭	

* Aquí cuenta los □, △ y **COMPLETA**.



□	
△	